

ZEUS HYDRATECH LTD
Global Suppliers of Premium Hydraulic Components

Official UK Distributor for Continental Hydraulic Components
T: +44(0)1172 130042. E: sales@zeushydratech.com. W: zeushydratech.com

PVX-15 VANE PUMPS

VARIABLE DISPLACEMENT, PRESSURE COMPENSATED



NOTE: See pages 12 thru 14 for PVX-15 dimensions.

PERFORMANCE SPECIFICATIONS

Displacement (Nominal)	2 in ³ /rev. (32 cm ³ /rev.)	
Displacement (Actual)	2.04 in ³ /rev. (32 cm ³ /rev.)	
Flow at 1750 rpm*	15.15 gpm (57.3 l/min.)	
Maximum continuous pressure	3000 psi (210 bar)	
Pressure compensating range	Single stage	200-3000 psi (14-210 bar) Minimum 190 psi (13 bar)
	Two stage	300-3000 psi (21-210 bar) Minimum 290 psi (19 bar)
Maximum transient spike pressure	4000 psi (280 bar)	
Maximum case pressure	10 psi (0.7 bar)	
Speed range	1150 - 1800 rpm	
Direction of rotation (viewed shaft end)	Right hand (clockwise)	
Case drain flow while compensating at 1800 rpm	1000 psi (70 bar)	0.6 gpm (2.3 l/min.)
	2000 psi (140 bar)	1.1 gpm (4.2 l/min.)
	3000 psi (210 bar)	1.4 gpm (5.3 l/min.)
Maximum inlet vacuum at sea level	6 inches Hg (152 mm Hg)	
Mounting - SAE 2 bolt flange (ISO 3019/1)	S.A.E 'B' - 2 bolt flange	
Mounting position	Unrestricted	
Port sizes	Inlet	#24 S.A.E.
	Outlet	#16 S.A.E.
	Case drain	#8 S.A.E.
	Clipper control drain (opt.)	#6 S.A.E.
	Remote control (opt.)	#4 S.A.E.
Fluid viscosity at operating temperature	Minimum	100 SUS (21 cSt)
	Maximum	1000 SUS (216 cSt)
	Optimum	150-250 SUS (32-54 cSt)
	Maximum start-up	4000 SUS (864 cSt)
Seals	Standard fluorocarbon	

Response time (Circuit dependent)	Full flow to minimum flow	20-35 ms
Response time (Circuit dependent)	Minimum flow to full flow	70-185 ms - single stage compensator
Weight	Single stage	61 lbs. (27.7 kg)
	Two stage	65 lbs. (29.4 kg)

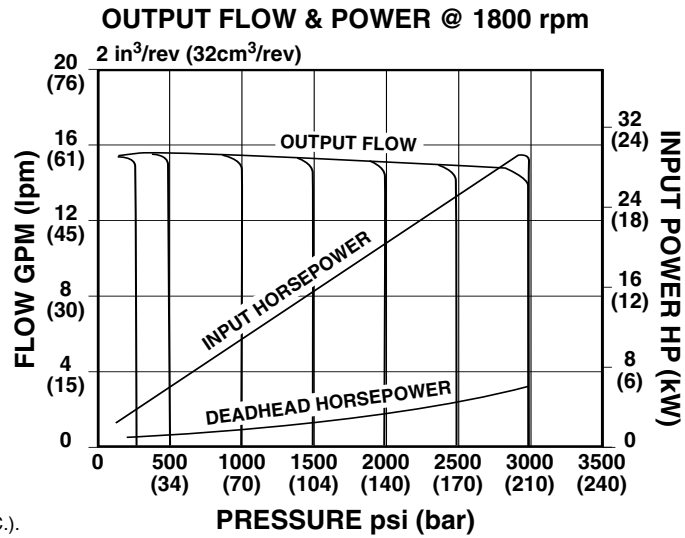
* Flows are actual. Volumetric efficiencies shown in technical data are taken into account.

OTHER SPECIFICATIONS

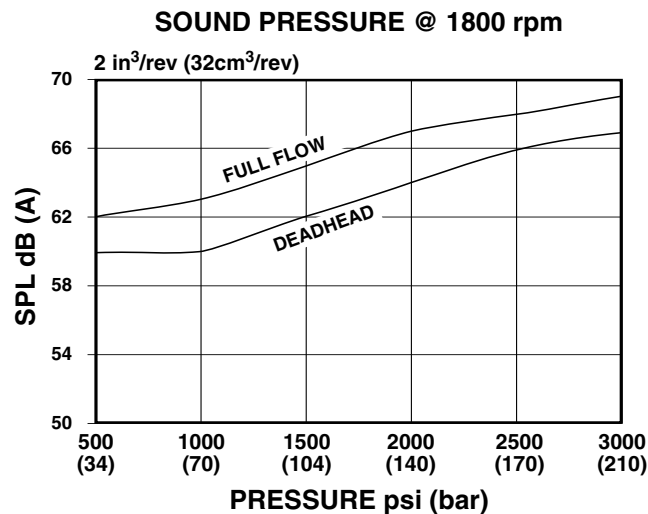
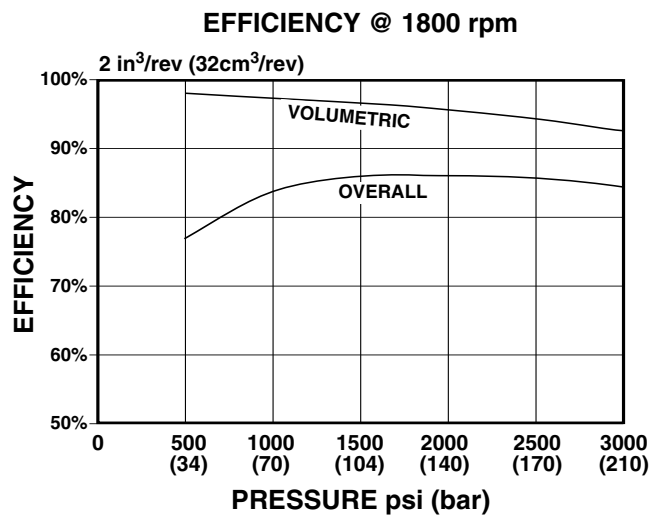
- **DRIVE** - Pump to be connected to prime mover by means of a flexible coupling that is aligned to a maximum of .006" (.152 mm) total indicator reading. No overhung or side loads permitted. Alignments greater than .006" (.152 mm) indicator reading could cause increased noise and vibration as well as premature shaft seal wear resulting in leakage.
- **FLUID RECOMMENDATIONS** - A premium quality hydraulic oil with anti-wear additives is recommended, but not required. Consult factory for use with water base fire resistant fluids.
- **FLUID TEMPERATURE** - Normal inlet fluid temperature should not exceed 140° F. (60° C.). Always select a fluid for optimum viscosity at operating temperature. Consult factory for applications assistance when inlet fluid temperatures over 140° F. (60° C.) are expected.
- **FILTRATION** - Fluid cleanliness per ISO/DIS 4406 should be 18/15 or better for pressures of 2000 psi (140 bar) or less. For continuous operating pressures of 2000 to 3000 psi (140 to 210 bar), fluid cleanliness should be 17/13 or better.

PVX-15 VANE PUMPS

VARIABLE DISPLACEMENT, PRESSURE COMPENSATED



Data plotted: With oil at 120° F. (49° C.).
Viscosity @ 120° F. (49° C.) = 140 SUS.



Sound pressure levels measured in a hemi-anechoic chamber with microphone placed one (1) meter

PVX-15 VANE PUMPS

VARIABLE DISPLACEMENT, PRESSURE COMPENSATED



NOTE: See pages 12 thru 14 for PVX-15 dimensions.

PERFORMANCE SPECIFICATIONS

Displacement (Nominal)	2 in ³ /rev. (32 cm ³ /rev.)	
Displacement (Actual)	2.04 in ³ /rev. (32 cm ³ /rev.)	
Flow at 1750 rpm*	15.15 gpm (57.3 l/min.)	
Maximum continuous pressure	3000 psi (210 bar)	
Pressure compensating range	Single stage	200-3000 psi (14-210 bar) Minimum 190 psi (13 bar)
	Two stage	300-3000 psi (21-210 bar) Minimum 290 psi (19 bar)
Maximum transient spike pressure	4000 psi (280 bar)	
Maximum case pressure	10 psi (0.7 bar)	
Speed range	1150 - 1800 rpm	
Direction of rotation (viewed shaft end)	Right hand (clockwise)	
Case drain flow while compensating at 1800 rpm	1000 psi (70 bar)	0.6 gpm (2.3 l/min.)
	2000 psi (140 bar)	1.1 gpm (4.2 l/min.)
	3000 psi (210 bar)	1.4 gpm (5.3 l/min.)
Maximum inlet vacuum at sea level	6 inches Hg (152 mm Hg)	
Mounting - SAE 2 bolt flange (ISO 3019/1)	S.A.E 'B' - 2 bolt flange	
Mounting position	Unrestricted	
Port sizes	Inlet	#24 S.A.E.
	Outlet	#16 S.A.E.
	Case drain	#8 S.A.E.
	Clipper control drain (opt.)	#6 S.A.E.
	Remote control (opt.)	#4 S.A.E.
Fluid viscosity at operating temperature	Minimum	100 SUS (21 cSt)
	Maximum	1000 SUS (216 cSt)
	Optimum	150-250 SUS (32-54 cSt)
	Maximum start-up	4000 SUS (864 cSt)
Seals	Standard fluorocarbon	

Response time (Circuit dependent)	Full flow to minimum flow	20-35 ms
Response time (Circuit dependent)	Minimum flow to full flow	70-185 ms - single stage compensator
Weight	Single stage	61 lbs. (27.7 kg)
	Two stage	65 lbs. (29.4 kg)

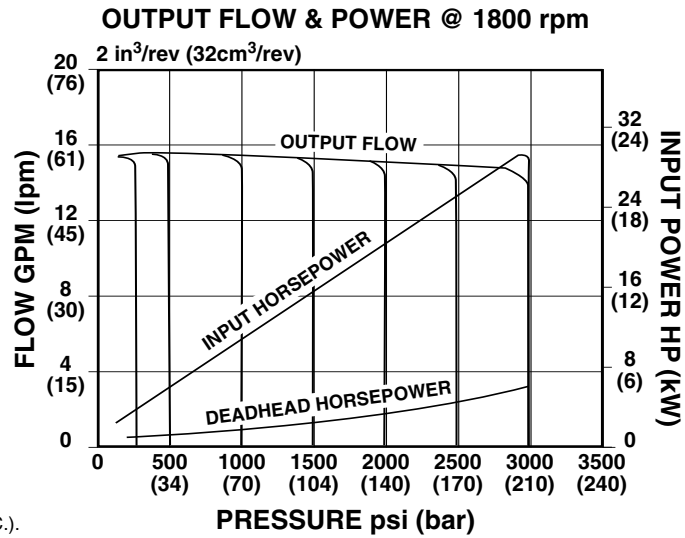
* Flows are actual. Volumetric efficiencies shown in technical data are taken into account.

OTHER SPECIFICATIONS

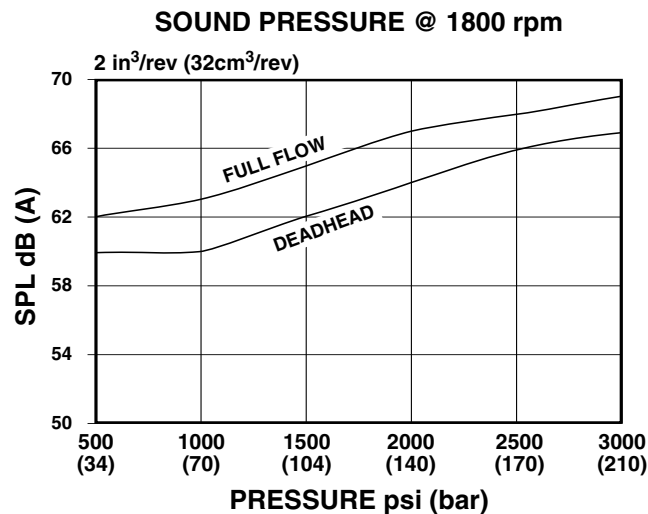
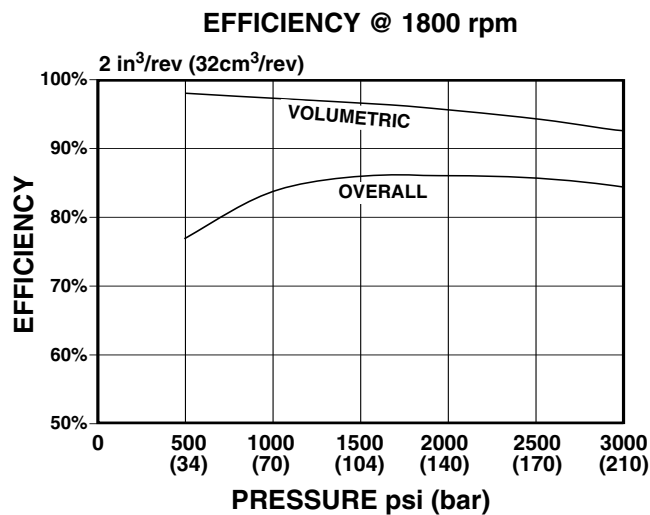
- **DRIVE** - Pump to be connected to prime mover by means of a flexible coupling that is aligned to a maximum of .006" (.152 mm) total indicator reading. No overhung or side loads permitted. Alignments greater than .006" (.152 mm) indicator reading could cause increased noise and vibration as well as premature shaft seal wear resulting in leakage.
- **FLUID RECOMMENDATIONS** - A premium quality hydraulic oil with anti-wear additives is recommended, but not required. Consult factory for use with water base fire resistant fluids.
- **FLUID TEMPERATURE** - Normal inlet fluid temperature should not exceed 140° F. (60° C.). Always select a fluid for optimum viscosity at operating temperature. Consult factory for applications assistance when inlet fluid temperatures over 140° F. (60° C.) are expected.
- **FILTRATION** - Fluid cleanliness per ISO/DIS 4406 should be 18/15 or better for pressures of 2000 psi (140 bar) or less. For continuous operating pressures of 2000 to 3000 psi (140 to 210 bar), fluid cleanliness should be 17/13 or better.

PVX-15 VANE PUMPS

VARIABLE DISPLACEMENT, PRESSURE COMPENSATED



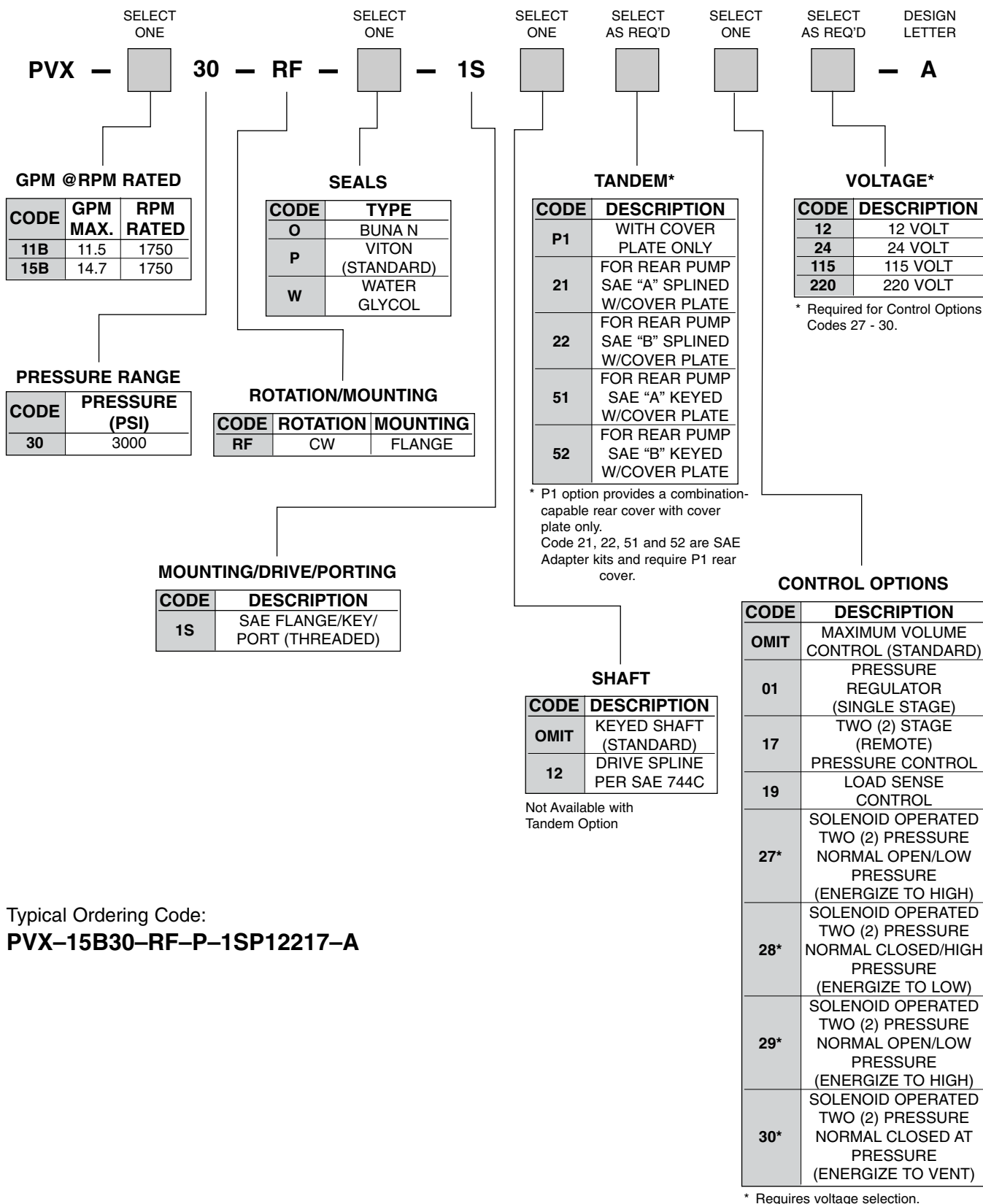
Data plotted: With oil at 120° F. (49° C.).
Viscosity @ 120° F. (49° C.) = 140 SUS.



Sound pressure levels measured in a hemi-anechoic chamber with microphone placed one (1) meter

PVX-11/15 VANE PUMPS

VARIABLE DISPLACEMENT, PRESSURE COMPENSATED



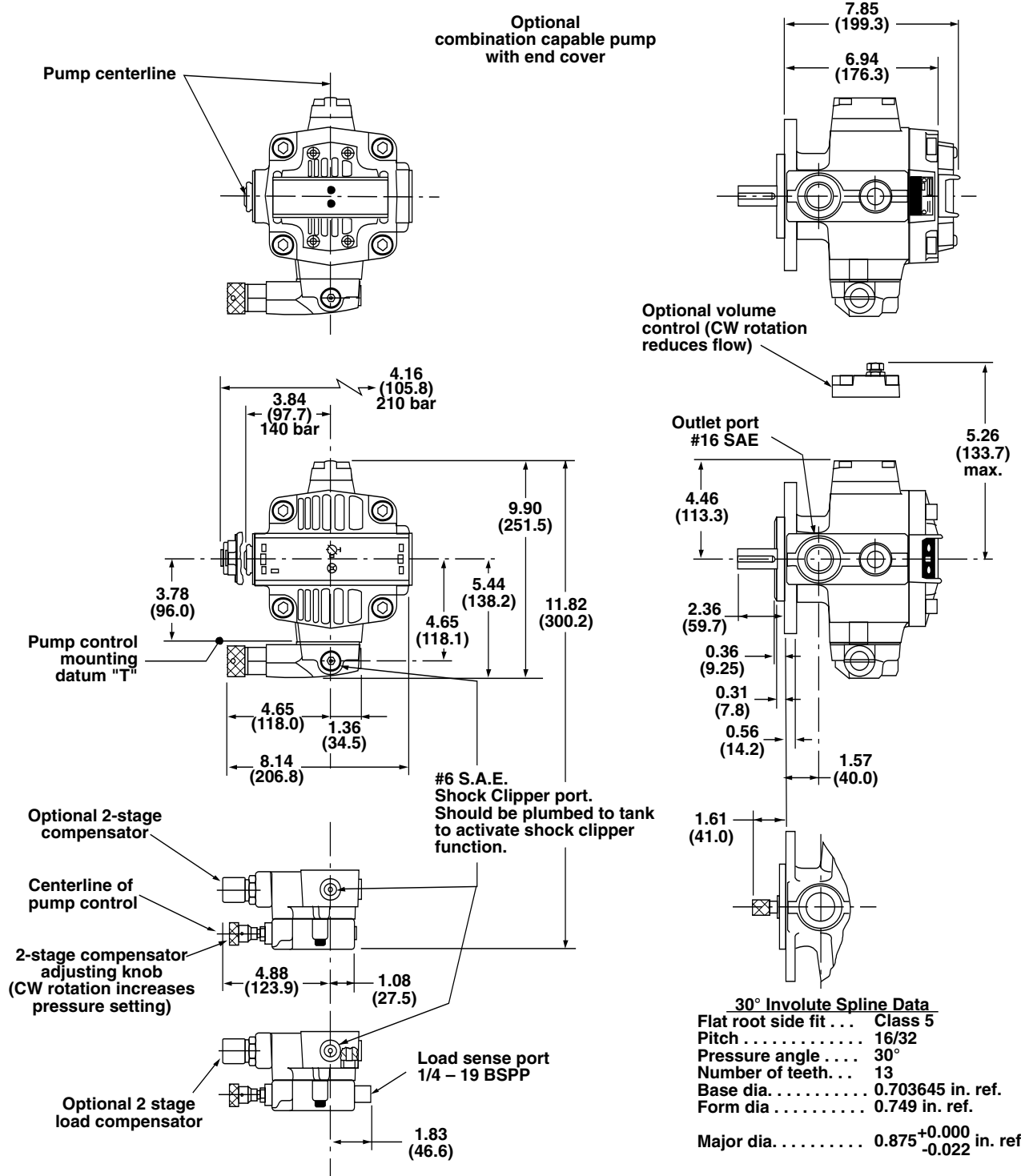
Typical Ordering Code:
PVX-15B30-RF-P-1SP12217-A

PVX-11/15 VANE PUMPS

VARIABLE DISPLACEMENT, PRESSURE COMPENSATED

S.A.E. 'B' Flange, RH Rotation

INCHES
(millimeters)



30° Involute Spline Data

Flat root side fit . . .	Class 5
Pitch	16/32
Pressure angle	30°
Number of teeth . . .	13
Base dia.	0.703645 in. ref.
Form dia.	0.749 in. ref.
Major dia.	0.875 ^{+0.000} _{-0.022} in. ref.



Our international sales network covers every jurisdiction. Our global shipping partners mean you can be sure we're on hand whenever you need us.

Zeus Hydratech Ltd

Unit 35
Old Mills Industrial Estate
Paulton
Bristol, BS39 7SU
United Kingdom

T. +44 (0) 1172 130042
E: info@zeushydratech.com
W. www.zeushydratech.com